

RG-EW3200GX PRO

AX3200 Wi-Fi 6 Dual-band Gigabit Mesh Router



Highlights

- Next-generation gigabit Wi-Fi 6 standard
- Ultra-high-speed
- Strong signals received
- Exclusive ReYee mesh providing full-space-coverage Wi-Fi solution
- Better stability under heavy load
- Control of your home network at your fingertips

Highlight Features



Time for WiFi 6, Time for RG-EW3200GX PRO

RG-EW3200GX PRO, the **Red Dot Design Award 2021** winner. All-round upgrade of Wi-Fi performance, supported by **Tolly** certificate. Get your home ready for the Next-Gen Gigabit Wi-Fi 6!



5 Gigabit Ethernet ports



3200M Dual-band



802.11ax



Supported by 4x4 Enterprise Level Chips Enjoy Better Stability under Heavy Load

Tolly proofs that EW3200GX PRO demonstrates more stable network performance at multiple connections.

Source: Tolly Test Report #222123 May 2022

Ruijie Reyee EW3200GX PRO



Other brand



Highlight Features

Concurrently Support Multiple Devices Connection

MU-MIMO significantly improves network performance for multiple terminals.

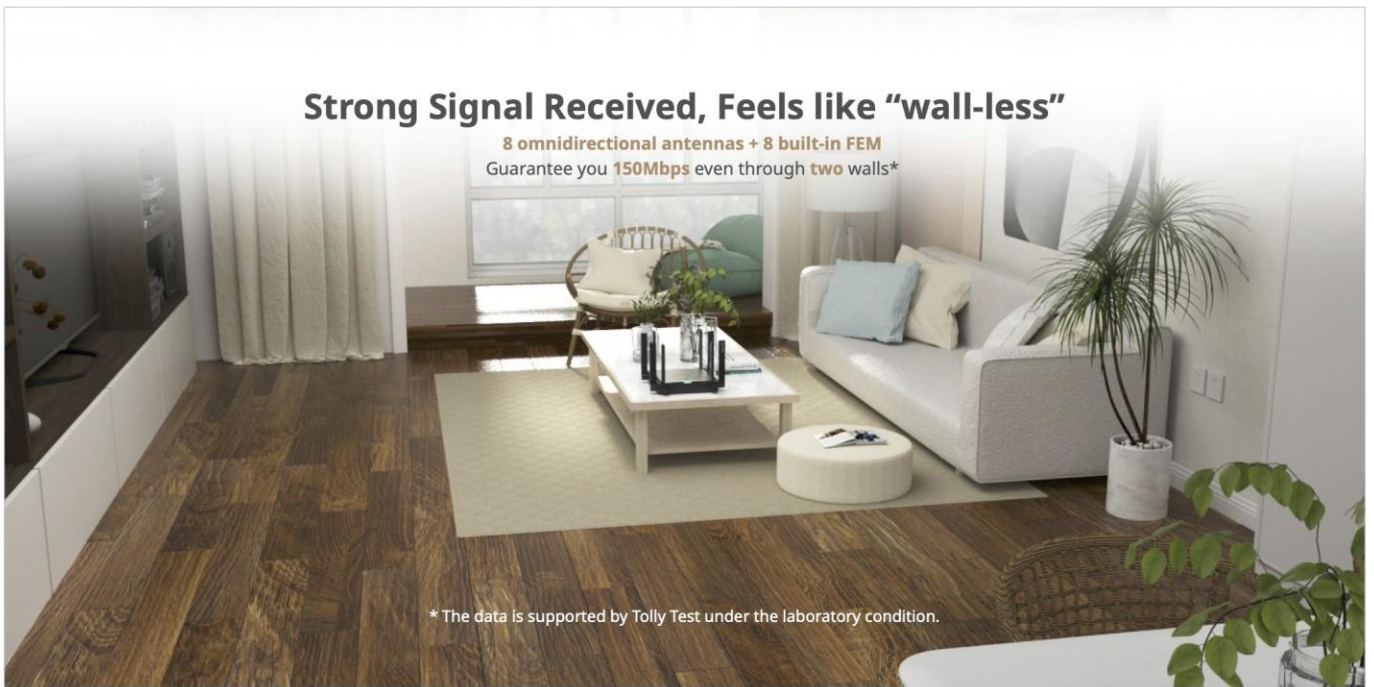
up to
192
terminals



*Data from Ruijie lab. Actual results may vary.

Strong Signal Received, Feels like "wall-less"

8 omnidirectional antennas + 8 built-in FEM
Guarantee you **150Mbps** even through **two walls***



* The data is supported by Tolly Test under the laboratory condition.

Highlight Features


Rocket Speed, Can't Wait

Equipped with Wi-Fi 6 technology like 1024-QAM, and the latest 802.11ax standard, 3200GX PRO delivers ultra-fast speed of up to 3200 Mbps, enhancing the overall networking experience for users.

Wireless Rate under Real Test

2.4GHz

EW3200GX PRO



Other brand 3000M product

5GHz

EW3200GX PRO




Other brand 3000M product

* The data is supported by Tolly Test under the laboratory condition.



Seamless Roaming, Full Space Coverage Wi-Fi Solutions Amazed by **Reyee Mesh**



Take Control of Your Home Network at Fingertips

Set up your home network in **Reyee Router App** in two minutes. More **Life-time Free** functions are waiting for you to Explore, Experience, Expect.



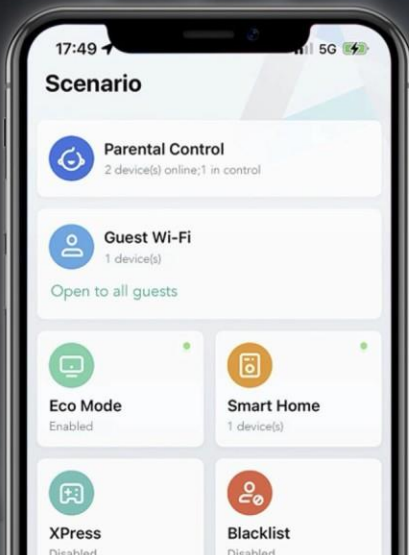
Remote Management



Parental Control



Smart Home



Hardware Specifications

Model	RG-EW3200GX PRO
Wi-Fi Radio	
Operating band	IEEE 802.11b/g/n, 2.400GHz~2.4835GHz; IEEE 802.11a/n/ac/ax, 5.150GHz~5.350GHz; IEEE 802.11a/n/ac/ax, 5.470GHz~5.725GHz; IEEE 802.11a/n/ac/ax, 5.725GHz~5.850GHz
FEM	EPA
Max. Wi-Fi Speed	2.4 GHz, 800 Mbps 5 GHz, 2402 Mbps
Maximum transmit power	<p>2.4 GHz:</p> <p>802.11b: 27 dBm</p> <p>802.11g: 6 Mbps 27 dBm; 54 Mbps 24 dBm</p> <p>802.11n: MCS0 27 dBm; MCS7 23 dBm</p> <p>5 GHz:</p> <p>802.11a: 6 Mbps 25 dBm; 54 Mbps 21 dBm</p> <p>802.11n: MCS0 25 dBm; MCS7 20.5 dBm</p> <p>802.11ac: MCS0 25 dBm; MCS9 20.5 dBm</p> <p>802.11ax: MCS0 25 dBm; MCS9 20 dBm; MCS11 18 dBm</p> <p>Note: The transmit power varies according to regulations in different countries and regions.</p>
Maximum transmit power(EIRP)	<p>Frequency bands using and the max EIRP:</p> <p>Note: Country specific restrictions apply</p> <p>European Union & United Kingdom:</p> <p>2400-2483.5 MHz, EIRP ≤ 20 dBm</p> <p>5150-5350 MHz, EIRP ≤ 23 dBm</p> <p>5470-5725 MHz, EIRP ≤ 30 dBm</p> <p>Myanmar:</p> <p>2400-2483.5 MHz, EIRP ≤ 23 dBm</p> <p>5725-5825 MHz, EIRP ≤ 30 dBm</p> <p>Thailand:</p> <p>2400-2483.5 MHz, EIRP ≤ 20 dBm</p> <p>5150-5350 MHz, EIRP ≤ 23 dBm</p> <p>5470-5725 MHz, EIRP ≤ 30 dBm</p> <p>5725-5825 MHz, EIRP ≤ 30 dBm</p> <p>Indonesia:</p> <p>2400-2483.5 MHz, EIRP ≤ 27 dBm</p> <p>5150-5350 MHz, EIRP ≤ 23 dBm</p> <p>5725-5825 MHz, EIRP ≤ 23 dBm</p> <p>Egypt:</p> <p>2400-2483.5 MHz, EIRP ≤ 20 dBm</p> <p>5150-5350 MHz, EIRP ≤ 23 dBm</p> <p>Vietnam:</p>

Hardware Specifications

Model	RG-EW3200GX PRO
	2400-2483.5 MHz, EIRP ≤ 23 dBm 5150-5350 MHz, EIRP ≤ 23 dBm 5470-5725 MHz, EIRP ≤ 30 dBm 5725-5825 MHz, EIRP ≤ 30 dBm
MIMO	2.4 GHz, 4 x 4 5 GHz, 4 x 4
Wi-Fi standard	Wi-Fi 6 (IEEE 802.11ax)
Antenna	
Antenna	8 x external antennas
Antenna gain (2.4 GHz)	4.5 dBi
Antenna gain (5 GHz)	5.5 dBi
Certification and Regulatory Compliance	
Certification	CE
Dimensions and Weight	
Product dimensions (W x D x H)	190 mm × 190 mm × 41 mm (7.48 in. × 7.48 in. × 1.6 in.) (excluding antennas)
Weight	0.8 kg (1.76 lbs) (without packaging materials) 1.6 kg (3.53 lbs) (with packaging materials)
Environment and Reliability	
Operating humidity	5% RH to 95% RH (non-condensing)
Operating temperature	-10 °C to +45 °C (14 °F to 113 °F)
Storage humidity	5% RH to 95% RH (non-condensing)
Storage temperature	-40 °C to +70 °C (-40 °F to 158 °F)
Port Specifications	
LEDs	1 x system status LED 1 x Mesh LED 5 x Ethernet port LEDs
LAN ports	4 x 10/100/1000BASE-T ports
WAN ports	1 x 10/100/1000BASE-T port
Power Supply and Consumption	

/ Hardware Specifications

Model	RG-EW3200GX PRO
Power supply	DC 12 V 2.5 A
Product Information	
Warranty	3 years
System Specifications	
RAM	256 MB

Software Specifications

Model	RG-EW3200GX PRO
Basic Configurations	
LED management	Yes
Internet access mode	PPPoE, DHCP, Static IP, WISP
Preconfiguration	Yes
Reset and keep configurations	Yes
Restoring factory defaults	Yes
Configuration backup	Yes
Local upgrade	Yes
Online upgrade	Yes
Scheduled upgrade	No
AP mode	Yes
Ethernet Switching	
WAN port aggregation	No
LAN port aggregation	No
Specifying the VLAN tag	Yes
IP Service	
Port mapping	Yes
ARP binding	Yes
Number of ARP binding entries	64
DDNS	Yes
No-IP DNS	Yes
Ruijie DDNS	Yes
NAT-DMZ	Yes
Number of port mapping entries	50

Software Specifications

Model	RG-EW3200GX PRO
UPnP	Yes
IPv6	Yes
Behavior Management	
Parental control	Yes
Client access control (based on MAC addresses)	Yes
Client access control (based on time)	Yes
Maximum number of controlled clients	32
Maximum number of parental control policies	32
Selecting clients from the client list to block their access to the Internet	Yes
Specifying MAC addresses of controlled clients	Yes
Ethernet Interface	
MAC address cloning	Yes
VLAN-based IPTV	Yes
Flow Control	
Flow control based on number of users	Yes
Standalone/Shared mode	Yes
Interface flow control	Yes
IPTV/VLAN	
Multiple IPTV ports	Yes
Multicast	
IGMP proxy	Yes
IGMP snooping	Yes Note: Not supported by wired connections when IPTV is turned on
Network Management and Monitoring	

Software Specifications

Model	RG-EW3200GX PRO
Line detection	Yes
Arabic	Yes
Chinese (Hong Kong Traditional)	Yes
Chinese (Simplified)	Yes
English	Yes
Indonesian	Yes
Italian	Yes
Russian	Yes
Spanish (Latin America)	Yes
Thai	Yes
Turkish	Yes
Vietnamese	Yes
Ruijie Cloud management	Yes
Scheduled device restart	Yes
eWeb login password length	8 to 63 characters
Wired repeater mode	Yes
Wireless repeater mode	Yes
WISP mode	Yes
Rate Limiting	
Client-based rate limiting	Yes
Reyee Mesh 3.0	
Reyee Mesh 3.0	Yes
Automatic switching between wired and wireless repeater mode	Yes

Software Specifications

Model	RG-EW3200GX PRO
Recommended hop count	2
Maximum number of clients	192
Maximum number of devices	32
Security	
Encryption mode	Yes
System Performance Capacity	
Maximum number of concurrent clients	64 (2.4 GHz) 128 (5 GHz)
Recommended number of concurrent clients	12 (2.4 GHz) 48 (5 GHz)
IPTV/IGMP client capacity	5
IPTV/IGMP multicast capacity	5
IPTV/IGMP wired forwarding performance	25 Mbps
Recommended camera limit	6 (2.4 GHz) 16 (5 GHz)
VPN	
Number of concurrent tunnels supported by the OpenVPN server	8
Certificate authentication	Yes
OpenVPN bandwidth	13 Mbps
OpenVPN client	Yes
OpenVPN server	Yes
Server domain name configuration	Yes
Username and password authentication	Yes
Number of concurrent tunnels supported by the PPTP VPN server	30
PPTP VPN client	Yes

Software Specifications

Model	RG-EW3200GX PRO
PPTP VPN server	Yes
Wireless Configuration	
Guest Wi-Fi	Yes
WLAN	
1024-QAM	Yes
OFDMA	Yes (DL OFDMA)
MLO	No
DFS	Yes
802.11k/v roaming	Yes
Wi-Fi blocklist capacity	64
SSID hiding	Yes

Package Contents

Model	RG-EW3200GX PRO
Accessories	
Ethernet cable	1
Power adapter	1
Device	
Device	1
Manual	
User Manual	1
Warranty Card	1

Ruijie | REYEE

 Redefine your easy network



Ruijie Networks Co., Ltd.

Official Website: <https://Reyee.Ruijie.com>