

## Product introduce

IR controller can realize remote control of infrared devices through APP or HyPanel series. It supports the control of a variety of equipment types, such as air conditioning, TV, fan, etc. It offers extensive infrared signal coverage, which ensures that it can effectively control devices within its range. Equipped with infrared learning capabilities and integrated temperature and humidity sensors, this durable and efficient controller is designed to enhance your smart home experience while operating effectively in a wide range of environmental conditions.

## At a Glance

- Support thousands of mainstream brands, can control air conditioning, TV and other devices
- Broad Infrared Signal Coverage within 10 ~ 15m range
- Wide Wireless Range, up to 70m in an open environment;
- Temperature and humidity sensor built-in;
- Standard ZigBee3.0 protocol, good compatibility;
- Support infrared learning;
- Free tool installation, stick and play;



## Basic Information

- Model Number: IR22
- Power Supply: DC5V 1A
- Networking Method: ZigBee 3.0
- Wireless Distance:  $\leq 70\text{m}$  (open environment)
- Infrared Frequency: 38KHz
- LED indicator light: Supported
- Infrared learning: Supported
- Buzzer:  $\leq 55\text{dB}$

## Appearance

- Material: PC+Infrared transmission material
- Product Size:  $\phi 79.5 * 45\text{mm}$

## Sensors Built In

- Temperature Sensor:  $\pm 1^\circ\text{C}$ , range:  $-10^\circ\text{C} \sim 55^\circ\text{C}$
- Humidity Sensor:  $\pm 5\%$ , range:  $10\% \sim 90\%RH$ , without condensation
- IR Control Coverage: Horizontal  $360^\circ$ , vertical  $180^\circ$  (hemisphere range), 10 ~ 15m

## Working Environment

- Environment: For indoor use only
- Working Humidity: 10% ~ 90%RH, without condensation
- Working Temperature: -10°C ~ 55°C
- Storage Temperature: -20°C ~ 65°C

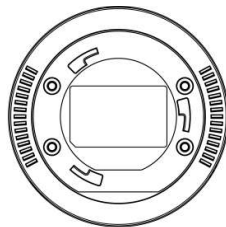
## Application Scenario

- Villas
- Apartment complexes
- Home automation systems
- Modern interiors

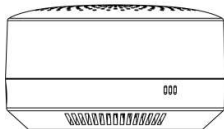
## Installation

- Installation: Free tool installation, stick and play

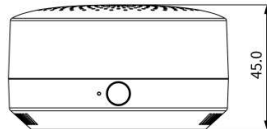
## Installation Diagram (mm)



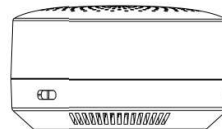
⑤ BOTTOM VIEW




② RIGHT VIEW



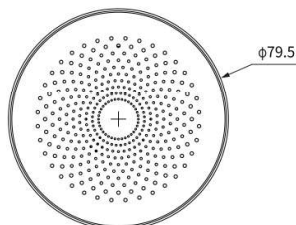
① FRONT VIEW



③ LEFT VIEW



④ BACK VIEW



⑥ TOP VIEW